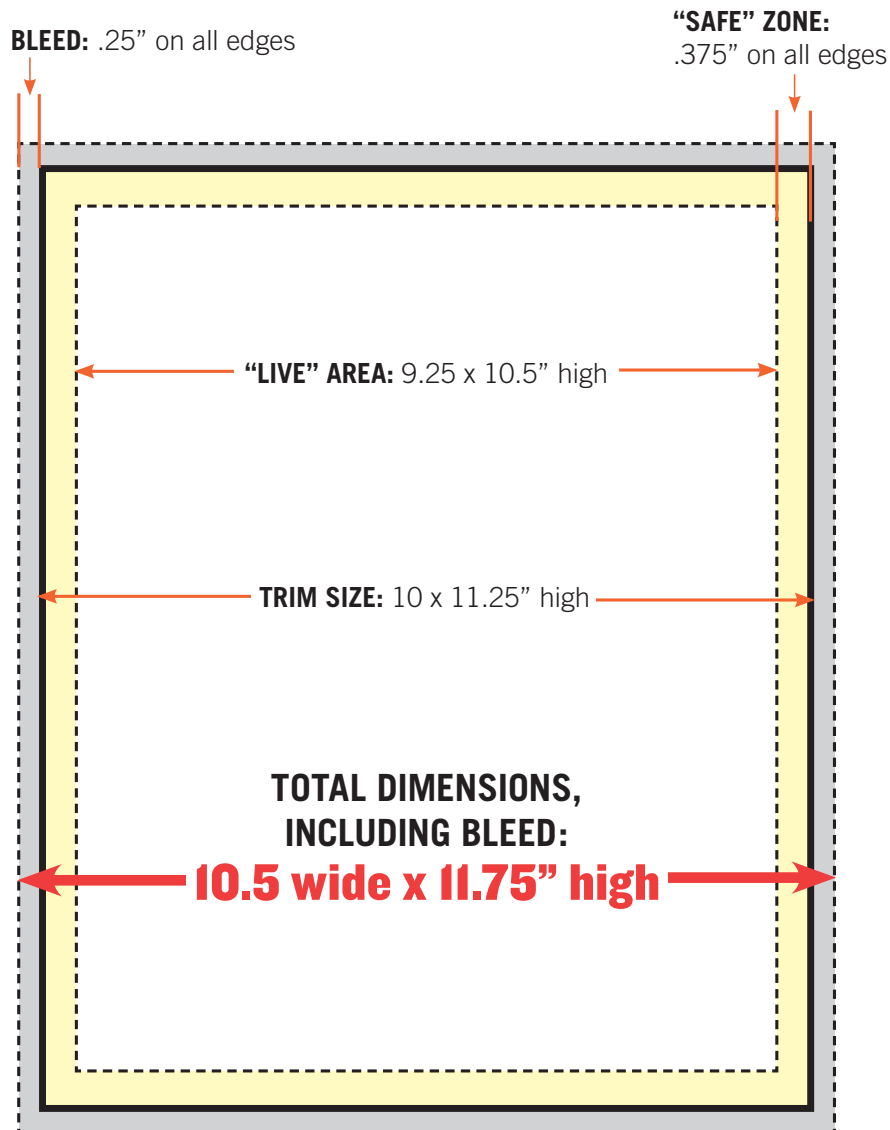


# REVUE FULL PAGE BLEED AD DIMENSIONS

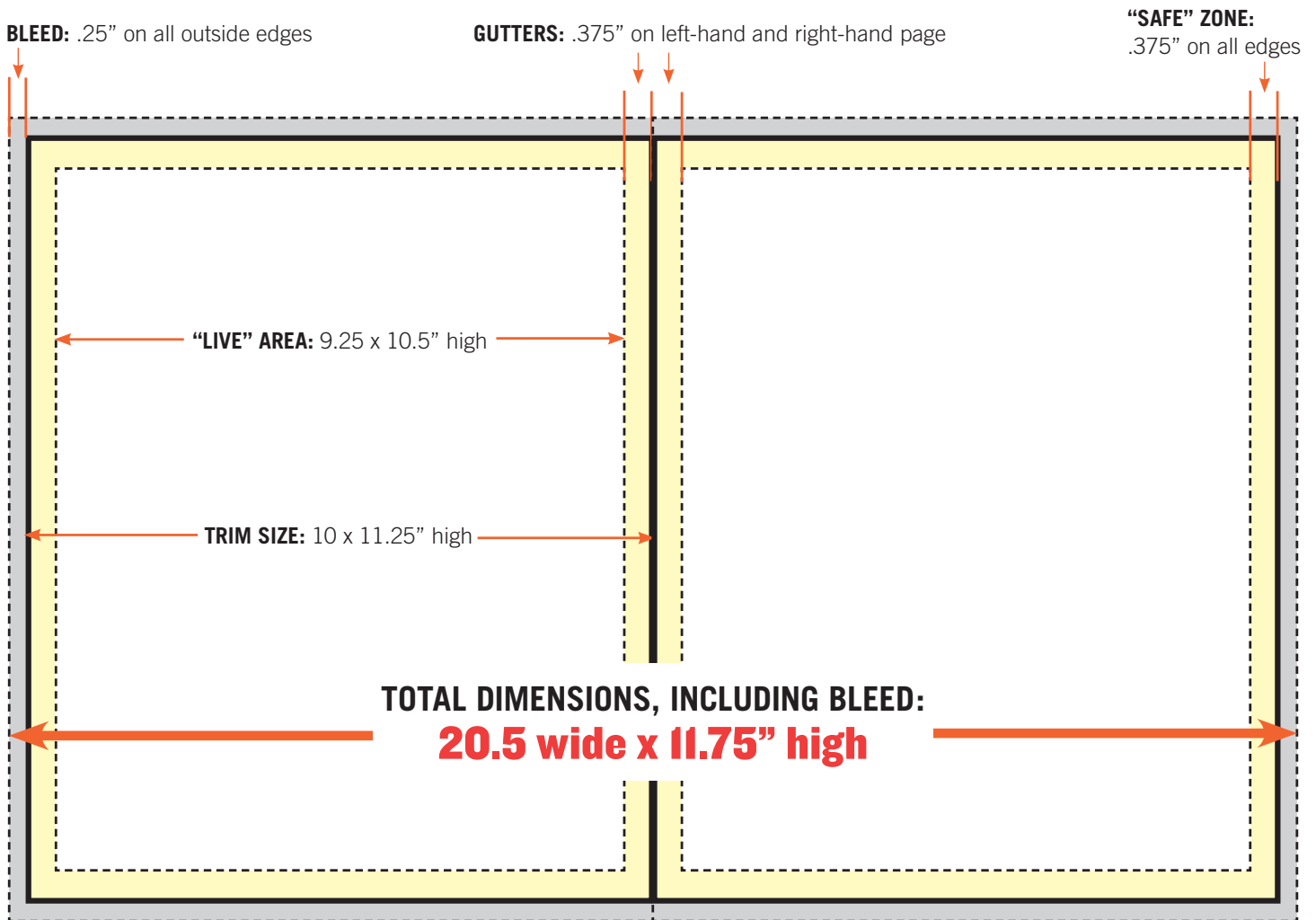
For best results, please adhere to the dimensions below, allowing a 3/8" safe zone on all sides of the ad in addition to your bleed area. No text or important parts of graphics (such as logos) should fall in this safe zone, as they may be cut off during the trimming process.



Questions? Contact the design department at [artist@revuewm.com](mailto:artist@revuewm.com)  
or sales team at [sales@revuewm.com](mailto:sales@revuewm.com) or (616) 608-6170.

# REVUE 2-PAGE SPREAD WITH BLEED AD DIMENSIONS

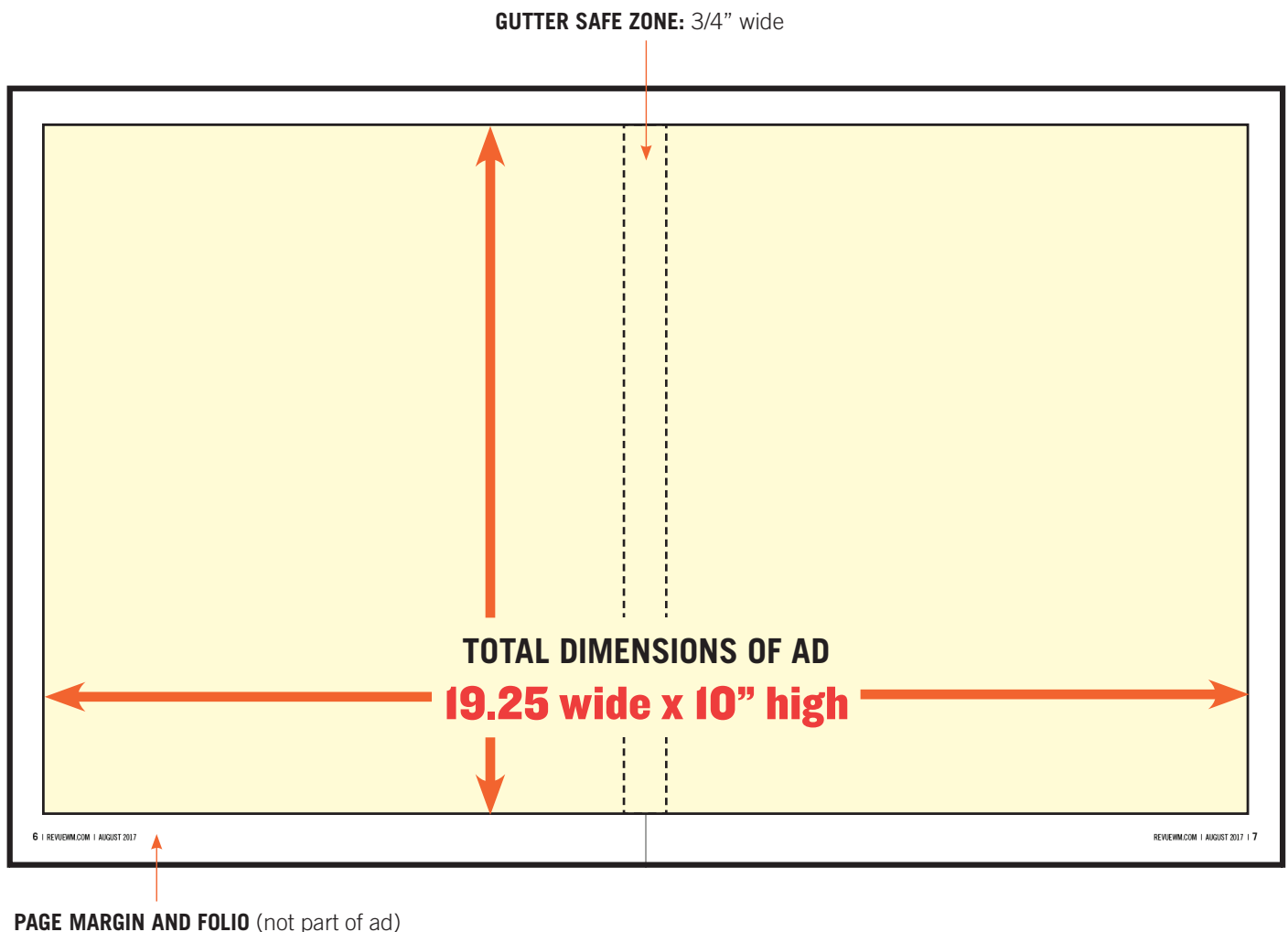
For best results, please adhere to the dimensions below, allowing a 3/8" safe zone on all sides of the ad in addition to your bleed area. No text or important parts of graphics (such as logos) should fall in this safe zone, as they may be cut off during the trimming process. Avoid running important text elements through the gutter area between pages.



Questions? Contact the design department at [artist@revuewm.com](mailto:artist@revuewm.com)  
or sales team at [sales@revuewm.com](mailto:sales@revuewm.com) or (616) 608-6170.

# REVUE 2-PAGE SPREAD WITHOUT BLEED

For best results, please adhere to the dimensions below, allowing a 3/4" safe zone in the center.  
No text or important parts of graphics (such as logos) should fall in this safe zone, as they may be obscured.



Questions? Contact the design department at [artist@revuewm.com](mailto:artist@revuewm.com)  
or sales team at [sales@revuewm.com](mailto:sales@revuewm.com) or (616) 608-6170.